

Paper Reference 9ST0/03
Pearson Edexcel
Level 3 GCE

Statistics
Advanced
PAPER 3: Statistics in Practice

Data Booklet

In the boxes below, write your name, centre number and candidate number.

Surname					
Other names					
Centre Number					
Candidate Number					

INSTRUCTIONS

There may be spare copies of some data sheets in case you need them.

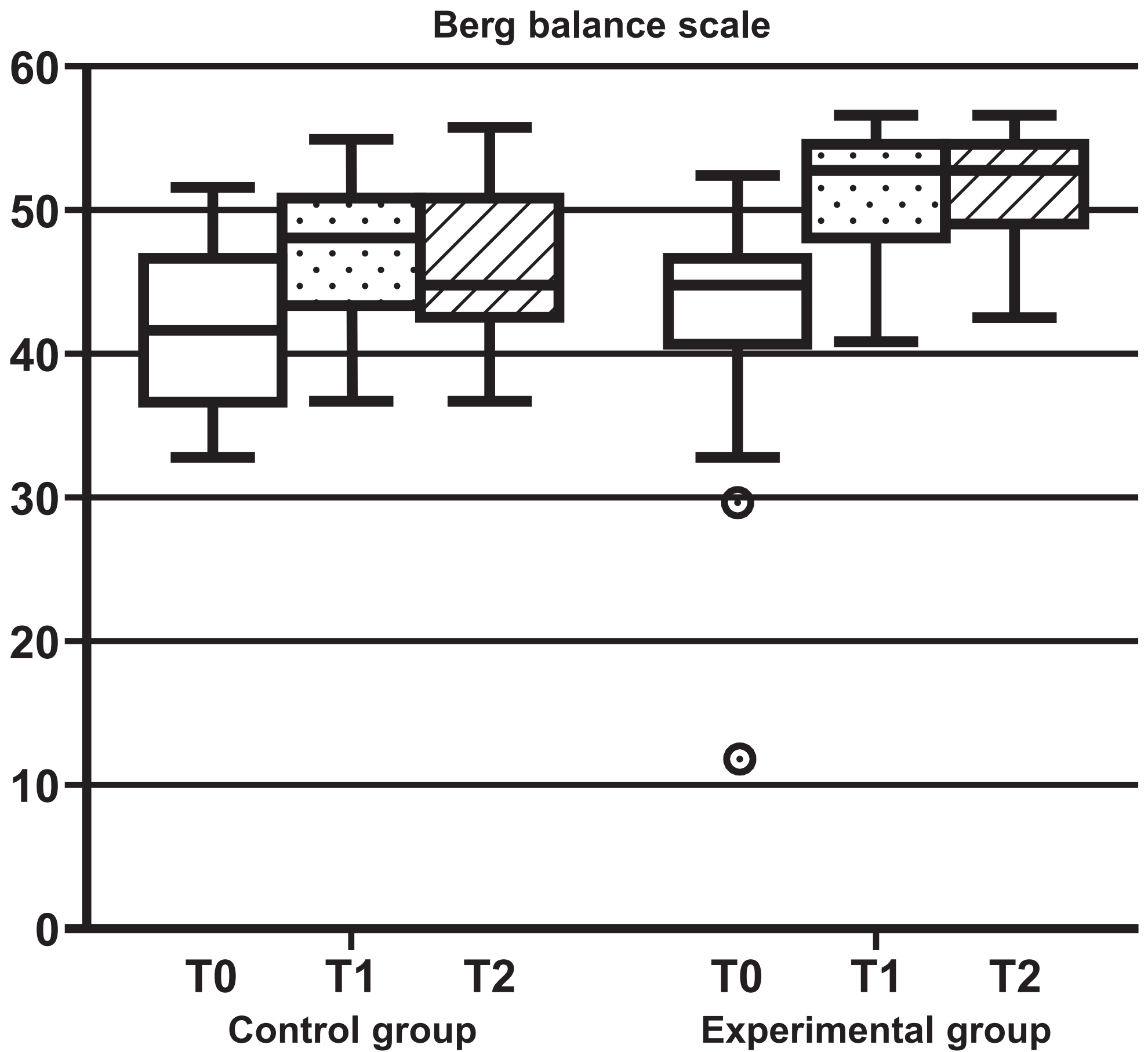
THIS DATA BOOKLET *MUST* BE RETURNED WITH THE QUESTION PAPER AT THE END OF THE EXAMINATION.

Contents

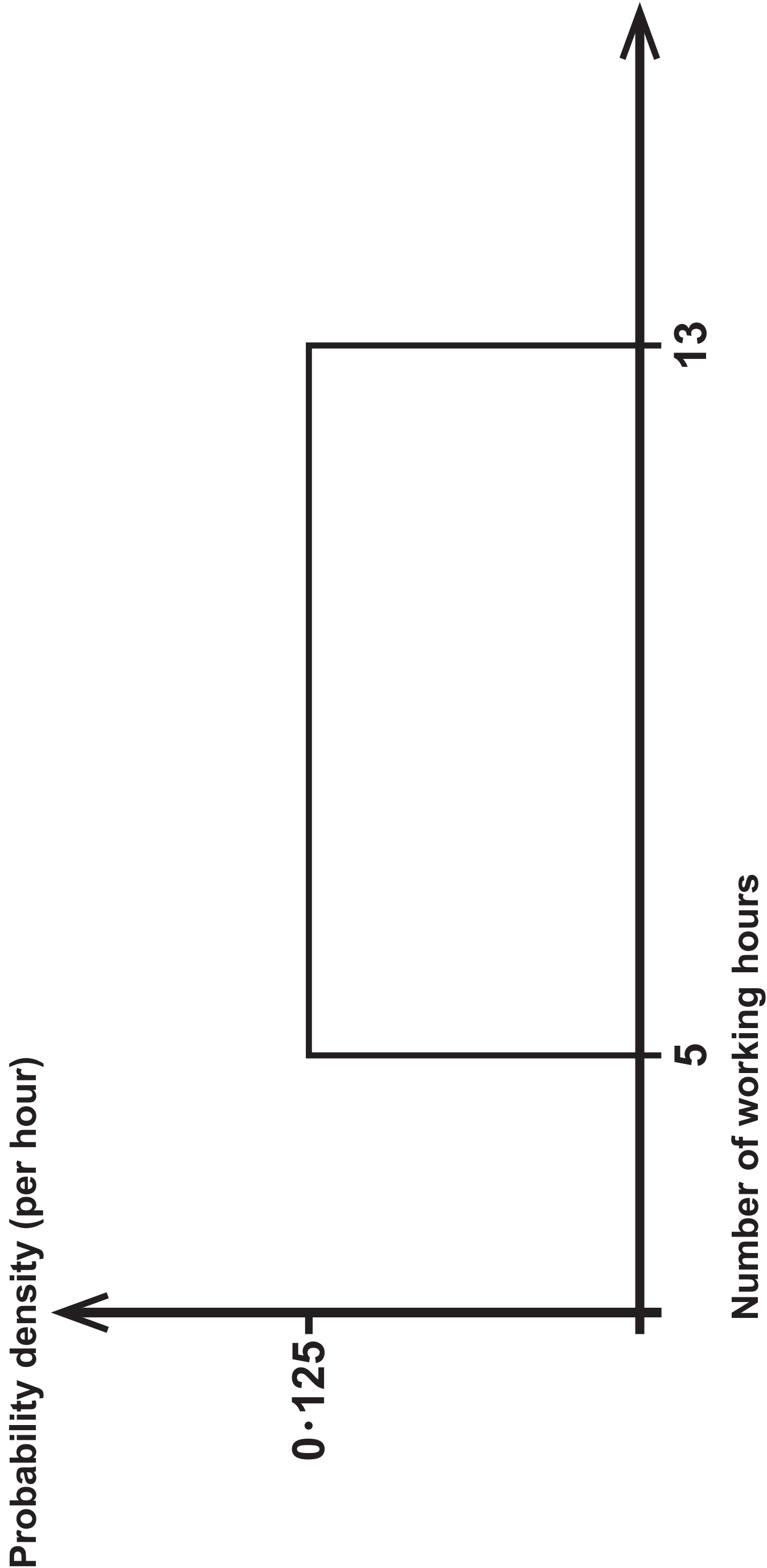
Page

4	Question 1(d)
5	Question 2(a)
6	Question 3(a)
7	Question 3(c)
8	Question 5(a)
9	Question 5(c)
10	Question 6(b)

Question 1(d)



Question 2(a)



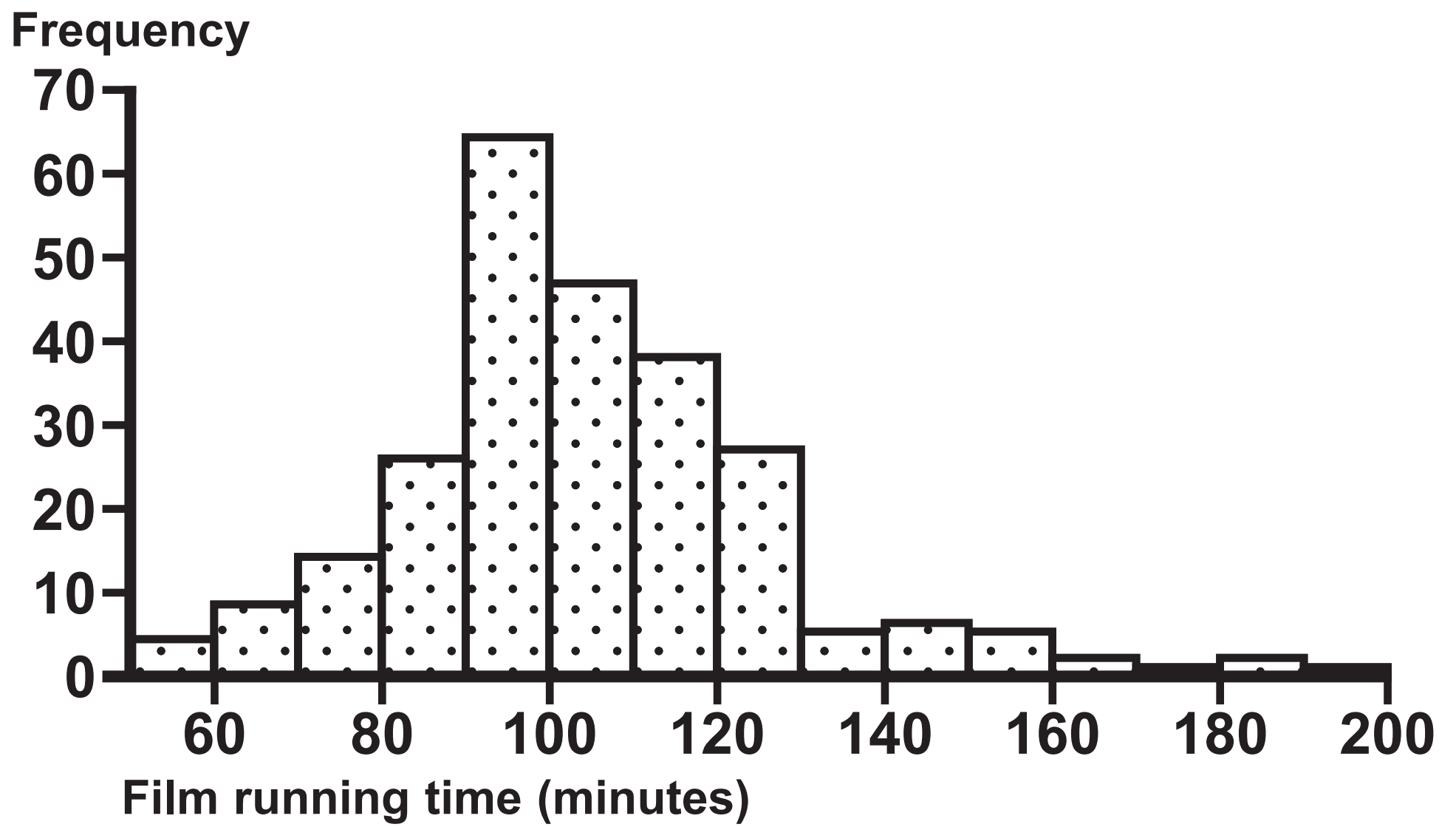
Question 3(a)

	Salad eaten (grams)		
	n	Mean	SD
Child prepared with parent	25	96.4	61.5
Parent prepared alone	22	54.8	35.4

Question 3(c)

	Cauliflower eaten (grams)		
	n	Mean	SD
Child prepared with parent	25	110.5	50.1
Parent prepared alone	22	89.7	51.3

Question 5(a)



Question 5(c)

Film running time (minutes)	Observed frequency	Probability (4 d.p.)	Expected frequency (2 d.p.)
$x \leq 60$	4	0·0206	5·16
$60 < x \leq 80$	22	0·1067	26·68
$80 < x \leq 100$	90	s	u
$100 < x \leq 120$	85	t	v
$120 < x \leq 140$	32	0·1945	48·63
$140 < x \leq 160$	11	0·0518	12·96
$x > 160$	6	0·0068	1·70
Total	250	1	250

Question 6(b)

Team	Total points		Number of games		Average points	
	Wearing red	Not wearing red	Wearing red	Not wearing red	Wearing red	Not wearing red
Croatia	0	−1	1	2	0	−0.5
Czechia	1	2	1	4	1	0.5
England	1	0	1	3	1	0
Latvia	−1	−1	2	1	−0.5	−1
Spain	1	−1	2	1	0.5	−1

Sources

Question 1(d)

[Source: <http://dx.doi.org/10.1155/2014/580861>]

Question 3(a)

[Data source: <https://doi.org/10.1016/j.appet.2014.03.030>]

Question 3(c)

[Data source: <https://doi.org/10.1016/j.appet.2014.03.030>]

Question 4

[Data source: <https://doi.org/10.1177%2F0957650915597560>]

Question 5(a)

[Data sources: www.cinemetrics.lv, www.imdb.com]

Question 6(a)

[Source: <https://doi.org/10.1038/435293a>]

Question 6(b)

[Data source: <https://doi.org/10.1038/435293a>]